

# Environmental Product Declaration



In accordance with ISO 14025 and EN 15804:2012+A2:2019 for:

## RubberTop Fleece


from

**SealEco**



Programme:	The International EPD® System, <a href="http://www.environdec.com">www.environdec.com</a>
Programme operator:	EPD International AB
EPD registration number:	S-P-08584
Publication date:	2022-09-29
Valid until:	2027-09-28

*An EPD should provide current information and may be updated if conditions change. The stated validity is therefore subject to the continued registration and publication at [www.environdec.com](http://www.environdec.com)*



## General information

### Programme information

<b>Programme:</b>	The International EPD® System
<b>Address:</b>	EPD International AB Box 210 60 SE-100 31 Stockholm Sweden
<b>Website:</b>	<a href="http://www.environdec.com">www.environdec.com</a>
<b>E-mail:</b>	<a href="mailto:info@environdec.com">info@environdec.com</a>

<b>Accountabilities for PCR, LCA and independent, third-party verification</b>
<b>Product Category Rules (PCR)</b>
CEN standard EN 15804 serves as the Core Product Category Rules (PCR)
Product Category Rules (PCR): PCR 2019:14 version 1.11 (EPD International, 2021a)
PCR review was conducted by: Martin Erlandsson, IVL Swedish Environmental Research Institute, <a href="mailto:martin.erlandsson@ivl.se">martin.erlandsson@ivl.se</a>
<b>Life Cycle Assessment (LCA)</b>
LCA accountability: Pär Lindman, Miljögiraff AB
<b>Third-party verification</b>
Independent third-party verification of the declaration and data, according to ISO 14025:2006, via:  <input checked="" type="checkbox"/> EPD verification by individual verifier  Third-party verifier: Dr Hudai Kara at Metsims Sustainability Consulting, <a href="http://www.metsims.com">www.metsims.com</a> ., Oxford, U.K.  Approved by: The International EPD® System
Procedure for follow-up of data during EPD validity involves third party verifier:  <input checked="" type="checkbox"/> Yes <input type="checkbox"/> No

The EPD owner has the sole ownership, liability, and responsibility for the EPD.

EPDs within the same product category but from different programs may not be comparable. EPDs of construction products may not be comparable if they do not comply with EN 15804. For further information about comparability, see EN 15804 and ISO 14025.

## Company information

Owner of the EPD: SealEco AB

Contact: Jan Wulleman

Description of the organisation: SealEco is a manufacturer of EPDM membranes and offers innovative water and weather protection solutions for increased service life of buildings and other types of constructions. As well as membranes, we also offer a complete range of roofing concepts SealEco provides tailor-made sealing solutions for the building envelope and lining applications, improving efficiency and durability with environmental benefits.

Product-related or management system-related certifications: ISO 9001 and ISO 14001.

Name and location of production site(s): Kävsjövägen 38, Värnamo, Sweden

## Product information

Product name: RubberTop Fleece

Product description: RubberTop Fleece is a Fleece backed EPDM rubber membrane for waterproofing flat or low-slope roofs. RubberTop Fleece can be installed loose laid under ballast (for example, gravel, tiles or green roofs), adhered to the substrate or attached mechanically. The RubberTop Fleece membrane is a roll by roll system and can be welded with the Thermobond hot air technique. The prefabricated joints are and remain 100% waterproof.

UN CPC code: 54530

Geographical scope: Manufacturing in Sweden and End-of-Life in Europe

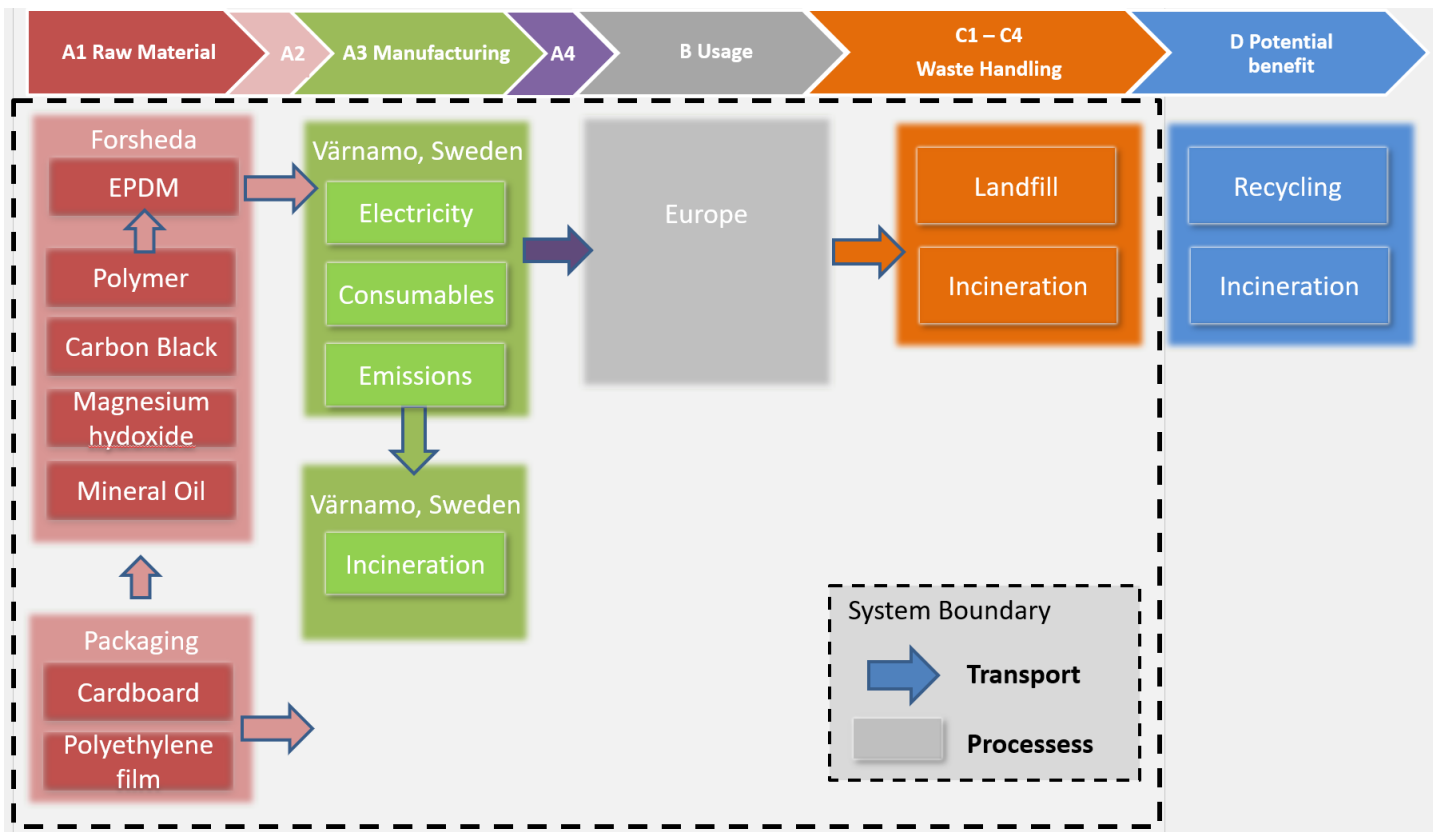


LCA Information	
<b>Functional unit and dimensions:</b>	1m <sup>2</sup> of finished product with a thickness of 2,3mm
<b>Description of system boundaries:</b>	Cradle to gate with options, A1–A4 + C + D
<b>Time representativeness generic data:</b>	2019-2021
<b>Data collection period specific data</b>	2021
<b>Database and LCA software used:</b>	ecoinvent 3.8 geographical scope Europe, SimaPro 9.3
<b>Description of system boundaries:</b>	Cradle to gate with options, A1–A4 + C + D
<b>Electricity data:</b>	Nordic residual mix based on Grexel 2021 is used for representing electricity in manufacturing
<b>Allocation:</b>	Polluter Pays / Allocation by Classification
<b>Impact Assessment methods:</b>	<p>Potential environmental impacts are calculated with Environmental Footprint (EF) 3.0 method as implemented in SimaPro 9.3.</p> <p>EN 15804 has aligned their impact assessment methodology with the EF 3.0 method, except for their approach on biogenic carbon.</p> <p>Resource use values are calculated from Cumulative Energy Demand v1.11.</p>
<b>Based on LCA Report:</b>	Miljögiraff report 1035 LCA SealEco

Modules declared, geographical scope, share of specific data (in GWP-GHG indicator) and data variation:

	Product stage			Construction process stage		Use stage							End of life stage				Resource recovery stage
	Raw material supply	Transport	Manufacturing	Transport	Construction installation	Use	Maintenance	Repair	Replacement	Refurbishment	Operational energy use	Operational water use	De-construction demolition	Transport	Waste processing	Disposal	Reuse-Recycling-Recycling-potential
Module	A1	A2	A3	A4	A5	B1	B2	B3	B4	B5	B6	B7	C1	C2	C3	C4	D
Modules declared	X	X	X	X	ND	ND	ND	ND	ND	ND	ND	ND	X	X	X	X	X
Geography	EU	EU	SW E	EU	EU								EU	EU	EU	EU	EU
Specific data used	<90%					-	-	-	-	-	-	-	-	-	-	-	-

System diagram:



## Content information

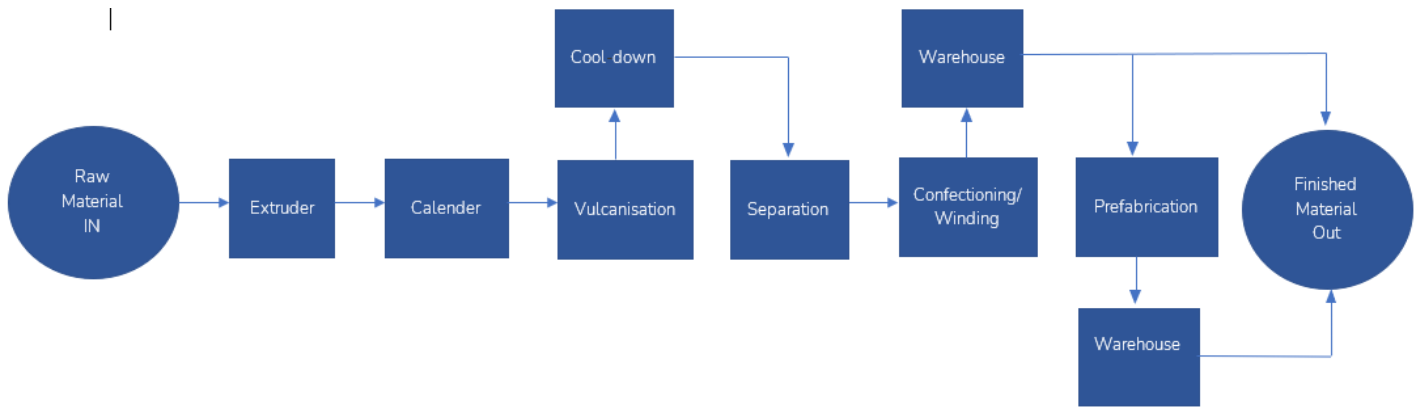
The product documented within this EPD contains no substances in the REACH Candidate list. The values % below are rounded figures.

Product components	Weight %
EPDM polymer	24
pigment	22
Plasticizer	13
Flame retardant	24
Resin	4
Activator	2
Accelerator	1
Curative	<1
PET Fleece	10
Packaging materials	Weight-% (versus the product)
LDPE	0,3
Cardboard	3,5
TOTAL	3,8

## Manufacturing:

First the compound from the supplier is run through a calendar machine, to get the right dimension on the order. Uncured scrap is recycled immediately and processed again through the extruder. Thickness is continuously controlled during calendring. During this process also the Fleece is applied to the EPDM.

Secondly the product is moved to the vulcanisation furnaces. The process involves the formation of cross-links between long rubber molecules to achieve improved elasticity, resilience, tensile strength, viscosity, hardness and weather resistance. The vulcanised sheets are run through an inspection station and then packed according to specific customer order. Once the rolls are produced RubberTop Fleece is ready for use as a roll by roll system.



## Environmental Information

### Potential environmental impact – mandatory indicators according to EN 15804

#### Results per 1m<sup>2</sup> of finished product with a thickness of 2,30mm

Indicator	Unit	A1	A2	A3	Tot.A1-A3	A4	C1	C2	C3	C4	D
GWP-fossil	kg CO <sub>2</sub> eq.	6.37E+00	6.41E-02	4.37E-01	6.88E+00	1.81E-01	0.00E+00	8.13E-03	0.00E+00	3.44E+00	-3.52E+00
GWP-biogenic	kg CO <sub>2</sub> eq.	-5.63E-02	6.23E-05	-2.90E-02	-8.52E-02	1.55E-04	0.00E+00	6.93E-06	0.00E+00	3.25E-04	-1.10E-02
GWP-luluc	kg CO <sub>2</sub> eq.	3.57E-03	2.31E-05	1.45E-03	5.05E-03	7.12E-05	0.00E+00	3.19E-06	0.00E+00	1.62E-05	-1.63E-03
GWP-total	kg CO <sub>2</sub> eq.	6.32E+00	6.42E-02	4.10E-01	6.80E+00	1.82E-01	0.00E+00	8.14E-03	0.00E+00	3.44E+00	-3.53E+00
ODP	kg CFC 11 eq.	1.15E-06	1.53E-08	1.87E-08	1.19E-06	4.20E-08	0.00E+00	1.88E-09	0.00E+00	6.92E-09	-2.76E-07
AP	mol H <sup>+</sup> eq.	2.88E-02	2.68E-04	1.02E-03	3.00E-02	7.36E-04	0.00E+00	3.30E-05	0.00E+00	4.85E-04	-7.90E-03
EP-freshwater	kg PO <sub>4</sub> <sup>3-</sup> eq.	3.73E-03	1.23E-05	2.85E-04	4.03E-03	3.58E-05	0.00E+00	1.61E-06	0.00E+00	2.23E-05	-3.23E-03
EP-freshwater	kg P eq.	1.22E-03	3.99E-06	9.29E-05	1.31E-03	1.17E-05	0.00E+00	5.23E-07	0.00E+00	7.27E-06	-1.05E-03
EP-marine	kg N eq.	5.44E-03	8.16E-05	5.43E-04	6.07E-03	2.22E-04	0.00E+00	9.93E-06	0.00E+00	1.99E-04	-2.10E-03
EP-terrestrial	mol N eq.	5.46E-02	8.93E-04	2.82E-03	5.83E-02	2.42E-03	0.00E+00	1.09E-04	0.00E+00	2.15E-03	-2.20E-02
POCP	kg NMVOC eq.	2.55E-02	2.87E-04	5.90E-04	2.64E-02	7.42E-04	0.00E+00	3.32E-05	0.00E+00	5.43E-04	-5.51E-03
ADP-minerals& metals*	kg Sb eq.	5.89E-05	1.47E-07	5.33E-07	5.96E-05	6.30E-07	0.00E+00	2.83E-08	0.00E+00	1.61E-07	-4.54E-06
ADP-fossil*	MJ	1.70E+02	1.00E+00	6.32E+00	1.77E+02	2.74E+00	0.00E+00	1.23E-01	0.00E+00	4.61E-01	-6.86E+01
WDP	m <sup>3</sup>	3.60E+00	3.44E-03	3.95E-01	4.00E+00	8.21E-03	0.00E+00	3.68E-04	0.00E+00	3.00E-02	-6.48E-01
Acronyms	GWP-fossil = Global Warming Potential fossil fuels; GWP-biogenic = Global Warming Potential biogenic; GWP-luluc = Global Warming Potential land use and land use change; ODP = Depletion potential of the stratospheric ozone layer; AP = Acidification potential, Accumulated Exceedance; EP-freshwater = Eutrophication potential, fraction of nutrients reaching freshwater end compartment; EP-marine = Eutrophication potential, fraction of nutrients reaching marine end compartment; EP-terrestrial = Eutrophication potential, Accumulated Exceedance; POCP = Formation potential of tropospheric ozone; ADP-minerals & metals = Abiotic depletion potential for non-fossil resources; ADP-fossil = Abiotic depletion for fossil resources potential; WDP = Water (user) deprivation potential, deprivation-weighted water consumption										

*\* Disclaimer: The results of this environmental impact indicator shall be used with care as the uncertainties of these results are high or as there is limited experience with the indicator. The estimated impact results are only relative statements which do not indicate the end points of the impact categories, exceeding threshold values, safety margins or risks.*



## Potential environmental impact – additional mandatory and voluntary indicators

### Results per 1m<sup>2</sup> of finished product with a thickness of 2,30mm

Indicator	Unit	A1	A2	A3	Tot.A1-A3	A4	C1	C2	C3	C4	D
GWP-GHG <sup>1</sup>	kg CO <sub>2</sub> eq.	6.23E+00	6.36E-02	4.35E-01	6.73E+00	1.80E-01	0.00E+00	8.06E-03	0.00E+00	3.44E+00	-3.48E+00

## Use of resources

### Results per 1m<sup>2</sup> of finished product with a thickness of 2,30mm

Indicator	Unit	A1	A2	A3	Tot.A1-A3	A4	C1	C2	C3	C4	D
PERE	MJ	4.88E+00	1.27E-02	7.42E-01	5.63E+00	3.86E-02	0.00E+00	1.73E-03	0.00E+00	2.08E-02	8.28E+01
PERM	MJ	0.00E+00	0.00E+00	4.34E-03	4.34E-03	0.00E+00	0.00E+00	0.00E+00	0.00E+00	0.00E+00	2.12E-01
PERT	MJ	4.88E+00	1.27E-02	7.46E-01	5.64E+00	3.86E-02	0.00E+00	1.73E-03	0.00E+00	2.08E-02	-8.30E+00
PENRE	MJ	1.17E+02	1.06E+00	6.61E+00	1.25E+02	2.91E+00	0.00E+00	1.30E-01	0.00E+00	4.97E-01	-7.27E+01
PENRM	MJ	6.37E+01	0.00E+00	4.29E-03	6.37E+01	0.00E+00	0.00E+00	0.00E+00	0.00E+00	0.00E+00	0.00E+00
PENRT	MJ	1.81E+02	1.06E+00	6.61E+00	1.89E+02	2.91E+00	0.00E+00	1.30E-01	0.00E+00	4.97E-01	-7.27E+01
SM	kg	0.00E+00	0.00E+00	0.00E+00	0.00E+00	0.00E+00	0.00E+00	0.00E+00	0.00E+00	0.00E+00	0.00E+00
RSF	MJ	0.00E+00	0.00E+00	0.00E+00	0.00E+00	0.00E+00	0.00E+00	0.00E+00	0.00E+00	0.00E+00	0.00E+00
NRSF	MJ	0.00E+00	0.00E+00	0.00E+00	0.00E+00	0.00E+00	0.00E+00	0.00E+00	0.00E+00	0.00E+00	0.00E+00
FW	m <sup>3</sup>	2.86E-02	2.23E-04	2.07E-02	4.95E-02	5.05E-04	0.00E+00	2.26E-05	0.00E+00	3.95E-03	-1.51E-02

Acronyms  
 PERE = Use of renewable primary energy excluding renewable primary energy resources used as raw materials; PERM = Use of renewable primary energy resources used as raw materials; PERT = Total use of renewable primary energy resources; PENRE = Use of non-renewable primary energy excluding non-renewable primary energy resources used as raw materials; PENRM = Use of non-renewable primary energy resources used as raw materials; PENRT = Total use of non-renewable primary energy resources; SM = Use of secondary material; RSF = Use of renewable secondary fuels; NRSF = Use of non-renewable secondary fuels; FW = Use of net fresh water

<sup>1</sup> The indicator includes all greenhouse gases included in GWP-total but excludes biogenic carbon dioxide uptake and emissions and biogenic carbon stored in the product. This indicator is thus almost equal to the GWP indicator originally defined in EN 15804:2012+A1:2013.

## Waste production and output flows

### Waste production

#### Results per 1m<sup>2</sup> of finished product with a thickness of 2,30mm

Indicator	Unit	A1	A2	A3	Tot.A1-A3	A4	C1	C2	C3	C4	D
Hazardous waste disposed	kg	0.00E+00	0.00E+00	1.75E-03	1.75E-03	0.00E+00	0.00E+00	0.00E+00	0.00E+00	0.00E+00	0.00E+00
Non-hazardous waste disposed	kg	0.00E+00	0.00E+00	1.08E-01	1.08E-01	0.00E+00	0.00E+00	0.00E+00	0.00E+00	1.60E+00	0.00E+00
Radioactive waste disposed	kg	0.00E+00	0.00E+00	0.00E+00	0.00E+00	0.00E+00	0.00E+00	0.00E+00	0.00E+00	0.00E+00	0.00E+00

### Output flows

#### Results per 1m<sup>2</sup> of finished product with a thickness of 2,30mm

Indicator	Unit	A1	A2	A3	Tot.A1-A3	A4	C1	C2	C3	C4	D
Components for re-use	kg	0.00E+00	0.00E+00	0.00E+00	0.00E+00	0.00E+00	0.00E+00	0.00E+00	0.00E+00	0.00E+00	0.00E+00
Material for recycling	kg	0.00E+00	0.00E+00	5.70E-02	5.70E-02	0.00E+00	0.00E+00	0.00E+00	0.00E+00	1.20E-02	7.00E-03
Materials for energy recovery	kg	0.00E+00	0.00E+00	3.30E-02	3.30E-02	0.00E+00	0.00E+00	0.00E+00	0.00E+00	1.11E+00	1.11E+00
Exported energy, electricity	MJ	0.00E+00	0.00E+00	0.00E+00	0.00E+00	0.00E+00	0.00E+00	0.00E+00	0.00E+00	0.00E+00	0.00E+00
Exported energy, thermal	MJ	0.00E+00	0.00E+00	0.00E+00	0.00E+00	0.00E+00	0.00E+00	0.00E+00	0.00E+00	0.00E+00	0.00E+00

### Information on biogenic carbon content

#### Results per 1m<sup>2</sup> of finished product with a thickness of 2,30mm

BIOGENIC CARBON CONTENT	Unit	QUANTITY
Biogenic carbon content in product	kg C	0.00E+00
Biogenic carbon content in packaging	kg C	1.04E-01

Note: 1 kg biogenic carbon is equivalent to 44/12 kg CO<sub>2</sub>.

## Additional information

### Exceptional Durability:

RubberTop Fleece has a strong commitment within the building industry to provide durable solutions for the entire building envelope. The aim is to reduce the usage of energy, natural resources, increase the amount of recycled raw materials and for sure minimise the environmental impact.

RubberTop Fleece EPDM has a very good resistance against UV and ozone. EPDM has no yield point, which makes it very suitable for geo applications. The membrane remains flexible at all times and can withstand mechanical stresses that are common for this application.

RubberTop Fleece can be used in both cold and hot environments, from the north to the south of Europe, thanks to its cold bending properties below -40°C and to a temperature resistance up to 120°C, without significant change to the flexibility of the membrane.

RubberTop Fleece EPDM is known to provide excellent resistance to root penetration (EN 13948 and FLL) without the addition of harmful substances. Prelasti S can also be used for extensive and intensive greenroofs.

A study by SKZ (2004) assessed the life expectancy of EPDM roofing membranes, more in particular the Prelasti membrane, by testing elongation and tensile strength of Prelasti membranes that had been installed for more than 30 years. Samples taken from these roofs were subjected to additional ageing. SKZ stated that Prelasti EPDM membranes have a predicted life expectancy of at least 50 years.

Other tests performed by the independent expert Dipl.-Ing. Heinz Götze and Constructec on roofs covered with Prelasti membranes for 37 years, also predict a life expectancy of more than 50 years.

## References

CEN European Committee for Standardisation (2021). EN15804:2012+A2:2019/AC:2021 (CEN 2021), Sustainability of construction works – Environmental product declarations – Core rules for the product category of construction products.

EPD International. (2021a). *CONSTRUCTION PRODUCTS PCR 2019:14 VERSION 1.11*.

EPD International. (2021b). *General Programme Instructions for the International EPD® System. Version 4.0*.

ISO. (2006). *ISO 14040:2006, Environmental management — Life cycle assessment — Principles and framework*. 1–28.

Lindman, Pär, Miljögiraff report 1035, Life Cycle Assessment of EPDM membranes from SealEco, 2022

